

## HDPE TECHNICAL INFORMATION

The following standard PowerSeal products have been evaluated and approved for use with high density polyethylene pipe based upon certain modifications and restrictions related to the unique properties of HDPE pipe compared with more commonly used rigid pipe materials.




Products shown in the HDPE section are the only products suitable for HDPE applications. Do not use products in other sections on HDPE pipe.

### PRODUCT RESTRICTIONS WHEN USED WITH HDPE

- Maximum operating pressure: 150 PSI (150 Mpa)
- Temperatures ranges: 32° - 75°F (0° - 23.9° C)
- Manufacturing standard: AWWA/ANSI C906-90
- Underground service only
- Pipe Stiffeners must be placed in each pipe end when used on mechanical bolt on fittings
- Clamp and sleeve width must exceed pipe diameter
- Pipe SDR (wall thickness) no more than 17 (PN-10)
- Each bolt must have four spring washers

### KEY PROPERTIES INHERENT WITH HDPE

- Toe in happens when HDPE is cut which can alter the ability of any sleeve or saddle to seal and affect the installation of stiffeners.
- The coefficient of thermal expansion is over 10 times that of ductile and steel pipe and 3 times as much as PVC. This equates to the possibility of shrinkage at these same levels versus these types of pipes when it gets cold. This raises the chances of a fitting loosening on it. It also has a tendency to shrink lengthwise 1 inch (25.4mm) per 100 feet (30.48m) of pipe with a 10°F (5.5° C) reduction temperature. This results in the pipe pulling out of fittings.
- A low coefficient of friction makes the exterior surface of the pipe very smooth or slick which results in gasket fittings being prone to rotation or movement on the pipe.
- Pipe systems must be engineered to allow for pipe movements so to limit fittings movement.

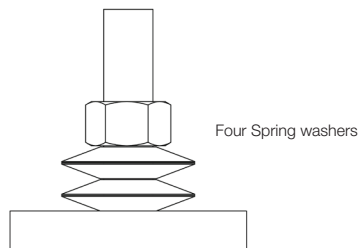
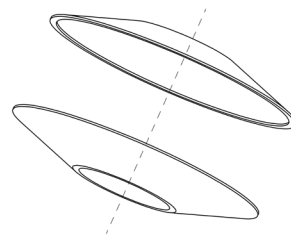


All bolts will be supplied with four spring washer.

### SPRING WASHERS

### NOTICE!!

PowerSeal does not warrant products used when the installation does not conform to any of the restrictions listed above. Contact our engineering department if you have questions about using our products on HDPE.



### 3422AS-PE DOUBLE STRAP ALL STAINLESS SADDLE “WIDE RANGE”

**PANEL & LIFTER BAR:**Type 304 (18-8) Stainless Steel per ASTM A240.

**BOLTS & NUTS:** Type 304 (18-8) Stainless Steel per ASTM A193 and A194. NOTE: Hex nuts are furnished with fusion bonded coating to prevent seizing and galling.

**WASHERS:** Stainless Steel per ASTM A240, type 304. Special spring type.

**LUGS:** Type 304 (18-8) Stainless Steel per ASTM A240.

**OUTLET:** Type 304 (18-8) Stainless Steel per ASTM A276.

**GASKET:** NBR per ASTM D2000; Patented TwinSeal® dual o-ring design incorporating both hydrostatic and mechanical forces to affect a dynamic seal.

**STRAP WIDTH:** 2”.



Nominal Pipe Size		Clamp OD Range			outlet size	Catalog Number	List Price
Inches	MM	Inches	MM				
4	100	4.35 - 5.65	111 - 114	A	3/4 CC	342204A075TB-PE	\$ 279.60
					3/4 NPT	342204A075TC-PE	
					1 CC	342204A100TD-PE	
					1 NPT	342204A100TE-PE	
					1 1/4 CC	342204A125TF-PE	\$ 310.50
					1 1/4 NPT	342204A125TG-PE	
					1 1/2 CC	342204A150TH-PE	
					1 1/2 NPT	342204A150TI-PE	
					2 NPT	342204A200TJ-PE	
					2 CC	342204A200TK-PE	
5	125	5.40 - 6.40	137 - 163	A	3/4 CC	342205A075TB-PE	\$ 283.00
					3/4 NPT	342205A075TC-PE	
					1 CC	342205A100TD-PE	
					1 NPT	342205A100TE-PE	
					1 1/4 CC	342205A125TF-PE	\$ 314.90
					1 1/4 NPT	342205A125TG-PE	
					1 1/2 CC	342205A150TH-PE	
					1 1/2 NPT	342205A150TI-PE	
					2 NPT	342205A200TJ-PE	
					2 CC	342205A200TK-PE	
6	150	6.45 - 7.75	164 - 197	A	3/4 CC	342206A075TB-PE	\$ 290.10
					3/4 NPT	342206A075TC-PE	
					1 CC	342206A100TD-PE	
					1 NPT	342206A100TE-PE	
					1 1/4 CC	342206A125TF-PE	\$ 322.40
					1 1/4 NPT	342206A125TG-PE	
					1 1/2 CC	342206A150TH-PE	
					1 1/2 NPT	342206A150TI-PE	
					2 NPT	342206A200TJ-PE	
					2 CC	342206A200TK-PE	

### 3422AS-PE DOUBLE STRAP ALL STAINLESS SADDLE “WIDE RANGE”

Nominal Pipe Size		Clamp OD Range			outlet size	Catalog Number	List Price
Inches	MM	Inches	MM				
8	200	8.50 - 9.80	216 - 249	A	3/4 CC	342208A075TB-PE	\$ 296.10
					3/4 NPT	342208A075TC-PE	
					1 CC	342208A100TD-PE	
					1 NPT	342208A100TE-PE	
					1 1/4 CC	342208A125TF-PE	\$ 329.00
					1 1/4 NPT	342208A125TG-PE	
					1 1/2 CC	342208A150TH-PE	
					1 1/2 NPT	342208A150TI-PE	
					2 NPT	342208A200TJ-PE	
2 CC	342208A200TK-PE	\$ 354.10					
10	250	10.25 - 11.55	260 - 292	A	3/4 CC	342210A075TB-PE	\$ 310.90
					3/4 NPT	342210A075TC-PE	
					1 CC	342210A100TD-PE	
					1 NPT	342210A100TE-PE	
					1 1/4 CC	342210A125TF-PE	\$ 345.40
					1 1/4 NPT	342210A125TG-PE	
					1 1/2 CC	342210A150TH-PE	
					1 1/2 NPT	342210A150TI-PE	
		2 NPT	342210A200TJ-PE				
		2 CC	342210A200TK-PE	\$ 371.50			
		10.95 - 12.35	278 - 314	B	3/4 CC	342210B075TB-PE	\$ 310.90
					3/4 NPT	342210B075TC-PE	
					1 CC	342210B100TD-PE	
					1 NPT	342210B100TE-PE	
1 1/4 CC	342210B125TF-PE				\$ 345.40		
1 1/4 NPT	342210B125TG-PE						
1 1/2 CC	342210B150TH-PE						
1 1/2 NPT	342210B150TI-PE						
2 CC	342210B200TJ-PE						
2 NPT	342210B200TK-PE	\$ 371.50					
12	300	12.30 - 13.60	312 - 345	A	3/4 CC	342212A075TB-PE	\$ 319.00
					3/4 NPT	342212A075TC-PE	
					1 CC	342212A100TD-PE	
					1 NPT	342212A100TE-PE	
					1 1/4 CC	342212A125TF-PE	\$ 354.40
					1 1/4 NPT	342212A125TG-PE	
					1 1/2 CC	342212A150TH-PE	
					1 1/2 NPT	342212A150TI-PE	
					2 NPT	342212A200TJ-PE	
2 CC	342212A200TK-PE	\$ 381.00					

**3422AS-PE DOUBLE STRAP ALL STAINLESS SADDLE “WIDE RANGE”**

Nominal Pipe Size		Clamp OD Range			outlet size	Catalog Number	List Price
Inches	MM	Inches	MM				
12	300	13.14 - 14.44	334 - 367	B	3/4 CC	342212B075TB-PE	\$ 319.00
					3/4 NPT	342212B075TC-PE	
					1 CC	342212B100TD-PE	
					1 NPT	342212B100TE-PE	
					1 1/4 CC	342212B125TF-PE	\$ 354.40
					1 1/4 NPT	342212B125TG-PE	
					1 1/2 CC	342212B150TH-PE	
					1 1/2 NPT	342212B150TI-PE	
					2 NPT	342212B200TJ-PE	\$ 381.00
2 CC	342212B200TK-PE						
14	350	14.00 - 15.30	356 - 389	A	3/4 CC	342214A075TB-PE	\$ 358.90
					3/4 NPT	342214A075TC-PE	
					1 CC	342214A100TD-PE	
					1 NPT	342214A100TE-PE	\$ 398.60
					1 1/4 CC	342214A125TF-PE	
					1 1/4 NPT	342214A125TG-PE	
					1 1/2 CC	342214A150TH-PE	
		1 1/2 NPT	342214A150TI-PE	\$ 428.90			
		2 NPT	342214A200TJ-PE				
		2 CC	342214A200TK-PE				
		15.40 - 16.70	391 - 424	B	3/4 CC	342214B075TB-PE	\$ 358.90
					3/4 NPT	342214B075TC-PE	
					1 CC	342214B100TD-PE	
					1 NPT	342214B100TE-PE	\$ 398.60
1 1/4 CC	342214B125TF-PE						
1 1/4 NPT	342214B125TG-PE						
1 1/2 CC	342214B150TH-PE						
1 1/2 NPT	342214B150TI-PE	\$ 428.90					
2 NPT	342214B200TJ-PE						
2 CC	342214B200TK-PE						
16	400	16.20 - 17.50	412 - 445	A	3/4 CC	342216A075TB-PE	\$ 365.90
					3/4 NPT	342216A075TC-PE	
					1 CC	342216A100TD-PE	
					1 NPT	342216A100TE-PE	\$ 406.50
					1 1/4 CC	342216A125TF-PE	
					1 1/4 NPT	342216A125TG-PE	
					1 1/2 CC	342216A150TH-PE	
					1 1/2 NPT	342216A150TI-PE	\$ 437.10
					2 NPT	342216A200TJ-PE	
2 CC	342216A200TK-PE						

## 3422AS-PE DOUBLE STRAP ALL STAINLESS SADDLE “WIDE RANGE”

Nominal Pipe Size		Clamp OD Range			outlet size	Catalog Number	List Price
Inches	MM	Inches	MM				
16	400	17.90 - 19.20	455 - 488	B	3/4 CC	342216B075TB-PE	\$ 365.90
					3/4 NPT	342216B075TC-PE	
					1 CC	342216B100TD-PE	
					1 NPT	342216B100TE-PE	
					1 1/4 CC	342216B125TF-PE	\$ 406.50
					1 1/4 NPT	342216B125TG-PE	
					1 1/2 CC	342216A150TH-PE	
					1 1/2 NPT	342216B150TI-PE	
					2 NPT	342216B200TJ-PE	\$ 437.60
					2 CC	342216B200TK-PE	
18	450	19.20 - 20.40	488 - 518	A	3/4 CC	342218A075TB-PE	\$ 393.50
					3/4 NPT	342218A075TC-PE	
					1 CC	342218A100TD-PE	
					1 NPT	342218A100TE-PE	
					1 1/4 CC	342218A125TF-PE	\$ 437.60
					1 1/4 NPT	342218A125TG-PE	
					1 1/2 CC	342218A150TH-PE	
					1 1/2 NPT	342218A150TI-PE	
					2 NPT	342218A200TJ-PE	\$ 470.60
					2 CC	342218A200TK-PE	
20	500	21.50 - 22.80	546 - 579	A	3/4 CC	342220A075TB-PE	\$ 401.50
					3/4 NPT	342220A075TC-PE	
					1 CC	342220A100TD-PE	
					1 NPT	342220A100TE-PE	
					1 1/4 CC	342220A125TF-PE	\$ 446.13
					1 1/4 NPT	342220A125TG-PE	
					1 1/2 CC	342220A150TH-PE	
					1 1/2 NPT	342220A150TI-PE	
					2 NPT	342220A200TJ-PE	\$ 470.63
					2 CC	342220A200TK-PE	
24	600	25.70 - 27.00	653 - 686	A	3/4 CC	342224A075TB-PE	\$ 401.50
					3/4 NPT	342224A075TC-PE	
					1 CC	342224A100TD-PE	
					1 NPT	342224A100TE-PE	
					1 1/4 CC	342224A125TF-PE	\$ 446.13
					1 1/4 NPT	342224A125TG-PE	
					1 1/2 CC	342224A150TH-PE	
					1 1/2 NPT	342224A150TI-PE	
					2 NPT	342224A200TJ-PE	\$ 470.63
					2 CC	342224A200TK-PE	

**HOW TO ORDER:** Choose nominal pipe sizes x outlet size and thread configuration. EXAMPLE: 12" HDPE pipe 13.20" OD with a 1" CC tap. Order 3422AS-PE 12A x 1CC. **Part Number:** 342212A100TD-PE .

**NOTE:** Other ranges, tap sizes available upon request.