



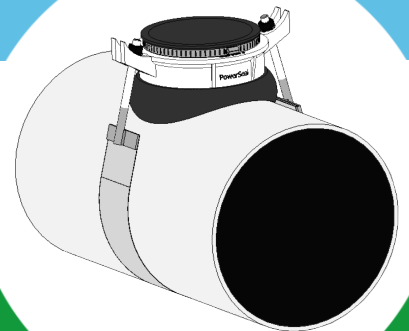
PowerSeal
PIPELINE PRODUCTS CORPORATION

SEWER SADDLE

MODEL EL SEWER SADDLE



- Ductile Iron casting per ASTM A536
- Easy Installation
- Adjustable Strap (304 SST)
- Gasket fits "wide range" of diameters
- 4" casting for small branch outlet
- 6" casting for large branch outlet



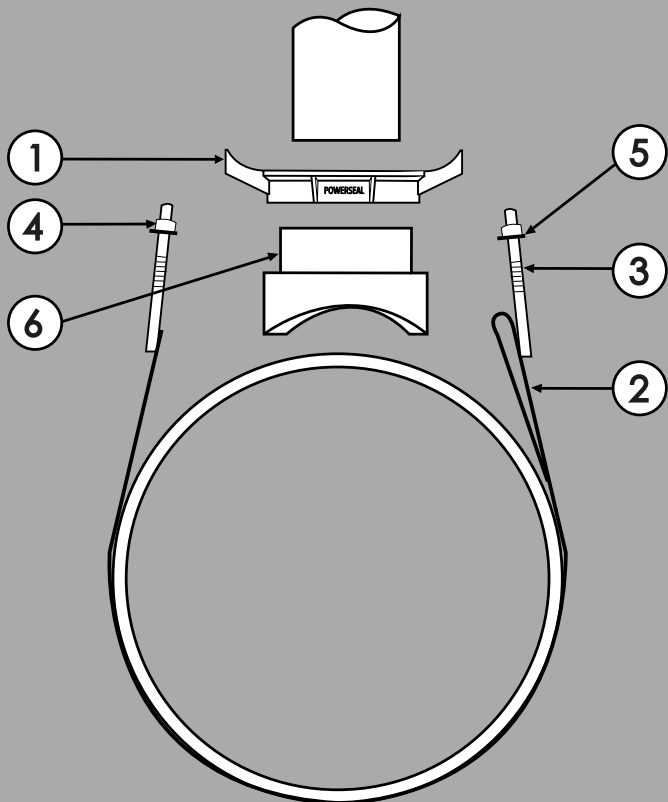
1-800-800-0932

www.powerseal.com • 701 Pleasant View Drive Wichita Falls, TX 76306 • 940-767-5566 fax: 940-723-8378

FITTING SOLUTIONS FOR HARSH ENVIRONMENTS



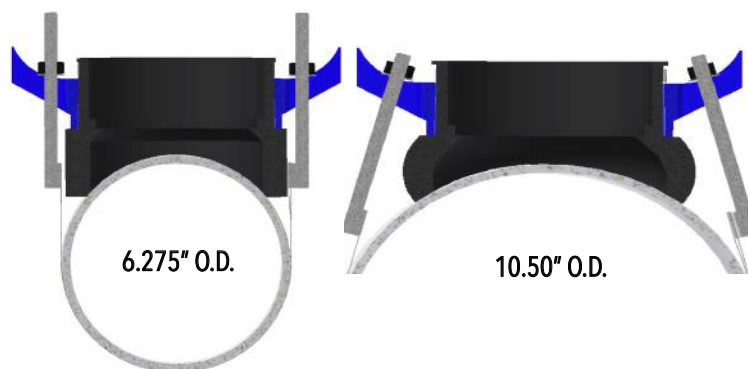

COMPONENT REFERENCE



MATERIAL SPECIFICATIONS

ITEM	PART NUM	MATERIAL	MAT. SPEC.
1	Saddle	Ductile Iron	ASTM A536
2	Adjustable Strap	Stainless Steel	ASTM A240
3	Stud Bolts	Stainless Steel	ASTM A193
4	Nuts	Stainless Steel	ASTM A194
5	Washers	Stainless Steel	ASTM A240
6	Gasket	SBR	ASTM D2000

GASKET PERFORMANCE



1-800-800-0932

www.powerseal.com • 940-767-5566 fax: 940-723-8378
701 Pleasant View Drive Wichita Falls, TX 76306

Inventory: Gasket design allows saddle to fit wide-range of pipe diameters.

Installation: Simplistic design allows installs to be done with little training, and no special tools.

Adaptability: Gasket design allows for deflection due to various factors, with a large sealing surface to provide resistance to displacement.



FITTING SOLUTIONS FOR HARSH ENVIRONMENTS